

Spelling



Tic Tac Toe

activity pack



Magnetic Letters

Spell out each of your spelling words using magnetic letters.

Syllable Sort

Use clapping gloves to clap the syllables in each of your spelling words. Then, write them on the Syllable Sort sheet.

Vowels

Write all of your spelling words one time. Then, use a red crayon to trace over all of the vowels.

Word Search

Use the Word Search sheet to create a puzzle from your spelling words!

3 Times Each

Write your words 3 times each in your best handwriting.

Rainbow Words

Write each of your spelling words using rainbow colors. (Each letter is a different color.)

Spelling Sentences


Choose 5 spelling words. Write a sentence using each of those words. (Only use one spelling word for each sentence.)

Consonants

Write all of your spelling words one time. Then, use a blue crayon to trace over all of the consonants.


Rhyme Time

Choose five spelling words from your list and write them on the Rhyme Time sheet. For each spelling word you choose, write as many rhyming words as you can think of.



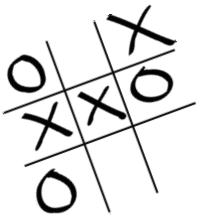
Phonics & Spelling

Tic Tac Toe




Directions: See if you can complete 3 activities (in a row) during center time!

| | | |
|---|---|---|
| <h3>Magnetic Letters</h3> <p>Spell out each of your spelling words using magnetic letters.</p> | <h3>Syllable Sort</h3> <p>Use clapping gloves to clap the syllables in each of your spelling words. Then, write them on the <u>Syllable Sort</u> sheet.</p> | <h3>Vowels</h3> <p>Write all of your spelling words one time. Then, use a <u>red</u> crayon to trace over all of the vowels.</p> |
| <h3>Word Search</h3> <p>Use the <u>Word Search</u> sheet to create a puzzle from your spelling words!</p> | <h3>3 Times Each</h3> <p>Write your words 3 times each in your best handwriting.</p> | <h3>Rainbow Words</h3> <p>Write each of your spelling words using rainbow colors. (Each letter is a different color.)</p> |
| <h3>Spelling Sentences</h3> <p>Choose 5 spelling words. Write a sentence using each of those words. (Only use one spelling word for each sentence.)</p> | <h3>Consonants</h3> <p>Write all of your spelling words one time. Then, use a <u>blue</u> crayon to trace over all of the consonants.</p> | <h3>Rhyme Time</h3> <p>Choose five spelling words from your list and write them on the <u>Rhyme Time</u> sheet. For each spelling word you choose, write as many rhyming words as you can think of.</p> |




Phonics & Spelling

Tic Tac Toe




Directions: See if you can complete 3 activities (in a row) during center time!

| | | |
|---|---|---|
| <h3>Spelling Scoops</h3> <p>On the <u>Spelling Scoops</u> sheet, write each of your spelling words on a scoop of ice cream. Color the scoops to match your favorite flavors!</p> | <h3>Vowels</h3> <p>Write all of your spelling words one time. Then, use a <u>red</u> crayon to trace over all of the vowels.</p> | <h3>Syllable Sort</h3> <p>Use clapping gloves to clap the syllables in each of your spelling words. Then, write them on the <u>Syllable Sort</u> sheet.</p> |
| <h3>3 Times Each</h3> <p>Write your words 3 times each in your best handwriting.</p> | <h3>Rainbow Words</h3> <p>Write each of your spelling words using rainbow colors. (Each letter is a different color.)</p> | <h3>Word Search</h3> <p>Use the <u>Word Search</u> sheet to create a puzzle from your spelling words!</p> |
| <h3>Rhyme Time</h3> <p>Choose five spelling words from your list and write them on the <u>Rhyme Time</u> sheet. For each spelling word you choose, write as many rhyming words as you can think of.</p> | <h3>White Board</h3> <p>Write each of your spelling words on a white board. Make sure your teacher checks it at the end of center time!</p> | <h3>Consonants</h3> <p>Write all of your spelling words one time. Then, use a <u>blue</u> crayon to trace over all of the consonants.</p> |




Phonics & Spelling

Tic Tac Toe




Directions: See if you can complete 3 activities (in a row) during center time!

| | | |
|--|---|---|
| <h3>Vowels</h3> <p>Write all of your spelling words one time. Then, use a <u>red</u> crayon to trace over all of the vowels.</p> | <h3>ABC Order</h3> <p>Write your words in alphabetical order on the <u>ABC Order</u> sheet.</p> | <h3>Spelling Sentences</h3> <p>Choose 5 spelling words. Write a sentence using each of those words. (Only use one spelling word for each sentence.)</p> |
| <h3>Magnetic Letters</h3> <p>Spell out each of your spelling words using magnetic letters.</p> | <h3>Syllable Sort</h3> <p>Use clapping gloves to clap the syllables in each of your spelling words. Then, write them on the <u>Syllable Sort</u> sheet.</p> | <h3>Consonants</h3> <p>Write all of your spelling words one time. Then, use a <u>blue</u> crayon to trace over all of the consonants.</p> |
| <h3>Word Pyramids</h3> <p>Create word pyramids from each of your spelling words using the <u>Spelling Pyramids</u> sheet.</p> | <h3>Rhyme Time</h3> <p>Choose five spelling words from your list and write them on the <u>Rhyme Time</u> sheet. For each spelling word you choose, write as many rhyming words as you can think of.</p> | <h3>White Board</h3> <p>Write each of your spelling words on a white board. Make sure your teacher checks it at the end of center time!</p> |



Phonics & Spelling

Tic Tac Toe




Directions: See if you can complete 3 activities (in a row) during center time!

| | | |
|--|---|---|
| <h3>Spelling Scoops</h3> <p>On the <u>Spelling Scoops</u> sheet, write each of your spelling words on a scoop of ice cream. Color the scoops to match your favorite flavors!</p> | <h3>Consonants</h3> <p>Write all of your spelling words one time. Then, use a <u>blue</u> crayon to trace over all of the consonants.</p> | <h3>ABC Order</h3> <p>Write your words in alphabetical order on the <u>ABC Order</u> sheet.</p> |
| <h3>3 Times Each</h3> <p>Write your words 3 times each in your best handwriting.</p> | <h3>Rhyme Time</h3> <p>Choose five spelling words from your list and write them on the <u>Rhyme Time</u> sheet. For each spelling word you choose, write as many rhyming words as you can think of.</p> | <h3>Syllable Sort</h3> <p>Use clapping gloves to clap the syllables in each of your spelling words. Then, write them on the <u>Syllable Sort</u> sheet.</p> |
| <h3>Vowels</h3> <p>Write all of your spelling words one time. Then, use a <u>red</u> crayon to trace over all of the vowels.</p> | <h3>White Board</h3> <p>Write each of your spelling words on a white board. Make sure your teacher checks it at the end of center time!</p> | <h3>Word Pyramids</h3> <p>Create word pyramids from each of your spelling words using the <u>Spelling Pyramids</u> sheet.</p> |


Spelling Scoops!

Directions: Write each of your spelling words on a scoop of ice cream. Color the scoops to look like your favorite flavors!



word search


Directions: Use your spelling words to create a Word Search.



syllable sort

Directions: Quietly clap the syllables in each of your spelling words. Write your words where they belong on the chart below.

| NUMBER OF SYLLABLES | WORDS |
|---------------------|-------|
| 1 | |
| 2 | |
| 3 | |
| 4 | |
| 5 | |




rhyme time

Directions: Choose five spelling words from your list. For each spelling word you choose, write as many rhyming words as you can think of.

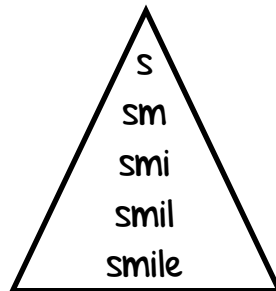
| Spelling Word | Rhyming Words |
|---------------|---------------|
| | |
| | |
| | |
| | |
| | |



spelling pyramids



Directions: Create a pyramid from each of your spelling words. Write each letter on a different line and draw a triangle around each word.



ABC order

Directions: Write your spelling words in alphabetical order on the lines below.

1

6

11

2

7

12

3

8

13

4


9

14

5

10

15



Credits

© Created by [Jessica Heeren](#)



Graphics:

Clipart from [Carson Dellosa Free Clipart Library](#)

Additional clipart from [Google Images](#)

Polka Dot Border from Frog Spot @ <http://frompond.blogspot.com/>