

Name: _____

Date: _____

Weekly Spelling Packet

Directions: In the gray boxes below, write the patterns you are studying this week. Then, cut out your words and (stick) glue them in the boxes below their matching patterns.

What are your 5 **challenge words** this week?

1. _____

4. _____

2. _____

5. _____

3. _____

Name: _____

Word Study Homework Contract

Directions: Choose (at least) 4 activities to complete at home this week. When you finish an activity you must have an adult sign their initials on the line next to the activity. *Be sure to turn in quality work on a separate sheet of paper*, along with this contract stapled to the front on Friday morning- the day of your test.

Choose 3 of the following:	Choose 1 of the following:
Blind Sort _____ Have an adult read all of your words to you, as you write them in the appropriate categories.	Sentences _____ Write sentences using at least 10 of your words. Sentences should show that you know the meaning of the words.
Speed Sort _____ Sort all of your words 3x, using a stop-watch to keep track of your time. List all 3 scores.	Sort, Alphabetize, and Write _____ Sort your words. Alphabetize them under their headings. Write the words in ABC order under the correct heading.
Extend Your Sort _____ Spend about 10 minutes writing as many words as you can think of that follow your patterns of the week. Use magazines, books, or the internet to help if you wish.	Practice Test _____ Have an adult read your words to you and give you a practice test. Have them score it when you are done. Write each misspelled word 3x.
Spelling Roll A Task _____ Choose any 10 of your words and complete attached "Spelling Roll A Task".	Creative Choice _____ Practice your words in an original, creative way! Make sure you explain what you did at the top of your paper. (Lots of ideas found on my website under "Student Downloads")
Journal _____ Write at least 5 sentences explaining the patterns of your words this week. Include sounds, examples, and anything else you learned in class.	

I completed _____ of the activities above (displaying QUALITY work for each on a separate sheet of paper) and attached the work to this Word Study Contract.

Student Signature: _____

Parent Signature: _____

Monday Activity:

(write the name of the activity on the line above)



Directions: Complete your spelling choice activity in the space below. Be sure to do **QUALITY** work that is neat, organized, and shows your best effort. If you need lined paper, you may tape it **NEATLY** onto this page.



Tuesday Activity:

(write the name of the activity on the line above)



Directions: Complete your spelling choice activity in the space below. Be sure to do **QUALITY** work that is neat, organized, and shows your best effort. If you need lined paper, you may tape it **NEATLY** onto this page.



Wednesday Activity:

(write the name of the activity on the line above)

Directions: Complete your spelling choice activity in the space below. Be sure to do **QUALITY** work that is neat, organized, and shows your best effort. If you need lined paper, you may tape it **NEATLY** onto this page.



Thursday Activity:

(write the name of the activity on the line above)

Directions: Complete your spelling choice activity in the space below.

Be sure to do **QUALITY** work that is neat, organized, and shows your

best effort. If you need lined paper, you may

tape it **NEATLY** onto this page.

